

EXPOSURE

Wasatch Camera Club Newsletter



Please Stop Yelling by Dawn Griffith

PSA Merit Award Winner – Nature

Intermediate 2nd Place Award – WCC March Humorous Competition

Highlights In This Issue...

- * About the Cover Image
- * Member Profile
- * Competition Results
- * Creative Corner
- * Field Trips/Overnight Trips
- * & Much More...

Table of Contents

- [Page 3](#)...About the Cover Image
- [Page 4](#)...WCC Member Profile
- [Page 5](#)...Competition Recap
- [Page 17](#)...Article: Keep Pressing the Shutter Button
- [Page 18](#)...Article: Step Up and Help Out!
- [Page 19](#)...PSA News
- [Page 22](#)...Exhibits
- [Page 23](#)...Creative Corner
- [Page 25](#)...Presentations & Workshops
- [Page 29](#)...Field Trips
- [Page 32](#)...Shutter Up Socials
- [Page 33](#)...Resources
- [Page 34](#)...About WCC

Current/Upcoming Events

- ✦ March 7 - April 8
[Red Butte Garden Exhibit](#)
- ✦ March 18 - April 10
[PSA Round 3 Submissions Open](#)
- ✦ April 8 / 6:30pm - 8:30pm (SLC Library)
[Level Up; Maximize the Potential of Your Image!](#)
- ✦ April 10 / 6:30pm - 8:30pm (Zoom)
[Shutter Up Social: Mountains, Meadows & Valleys](#)
- ✦ April 27 - May 4
[May Competition "Rain" Submissions Open](#)
- ✦ May 22 / 6:30pm - 8:00pm (SLC Library)
[May Competition/Critique Meeting](#)
- ✦ July 22 / 6:30pm - 8:30pm (SLC Library)
[Caddo Lake, Cypress Swamps and Bayous Presentation of Images](#)
- ✦ November 16 - 19 (Overnight Field Trip)
[Cypress Swamps and Bayou Beauty – Caddo Lake](#)



REMINDER...Image File Name Guidelines

Please follow guidelines related to file names for **ALL image uploads to the galleries, exhibitions, and competitions.**

Image File Names

File names are the way we identify the image maker. Recently, dozens of images submitted for the Red Butte Garden exhibit could not be identified back to members – requiring several hours of research to sort out. If images cannot be identified back to a member, they risk being excluded from an exhibit as well as competitions and galleries.

As a reminder, the proper file name format is:

LastName_FirstName_Title of Image.jpg

2024/2025 Competition Themes

- [September](#)...Doors, Windows & Gates ✓
- [November](#)...Feet, Hands & Hair ✓
- [January](#)...Natural Patterns ✓
- [March](#)...Humorous ✓
- [May](#)...Rain



About the Cover Image

***Please Stop Yelling* by Dawn Griffith**

PSA Merit Award Winner – Nature



Several months ago, I discovered a nest of Burrowing Owls and decided to revisit it to check if the owlets had been born and if they were out exploring their surroundings. On a windy weekday, I found myself alone at the nesting site, with no one else around. The serene atmosphere was accompanied by the sight of several owls lingering near the nest and flying around in the breeze.

With my camera ready, I managed to capture approximately 50 shots of these captivating birds. Among them, a handful stood out as my favorites, including the one featured on the cover page. The Burrowing Owls are remarkable creatures, full of expression and engaging in playful movements, making it

relatively easy to snap something delightful and thrilling. While my original goal was not to achieve this specific shot, the experience of being alone, just at the right distance for the owls to feel secure, was immensely rewarding.

However, the popularity of this nesting site has grown, and I've recently observed as many as 10 people gathered around it at once. This influx of visitors has raised concerns about the potential disruption to the owls' natural behaviors. As wildlife photography continues to captivate many enthusiasts, it is crucial for us to approach it with a sense of responsibility and respect for the creatures we are photographing. By being mindful not to invade their space and ensuring our presence does not interfere with their living conditions, we can help preserve the delicate balance of nature.

The burrowing owls, with their expressive faces and quirky actions, make for fascinating subjects in wildlife photography. Their ability to convey a range of emotions and behaviors adds depth and charm to each shot. This particular capture, with the owl's keen gaze and the backdrop of the windy day, holds a special place in my collection. It serves as a reminder of the importance of patience and respect for wildlife photography.

Camera: Canon R7

Lens: Tamron 150-600mm F/5-6.3

Settings: f/8 ; 1/3200 ; ISO 400



Member Profile – Javed Shakoor



Javed is a quiet, under-the-radar kind of guy who can be found at most club field trips, so we thought it would be nice to learn a bit more about him. His profile has been lightly edited for length and clarity.

I am a retired professional accountant who spent most of my life in Karachi, Pakistan. After attending university there, I spent eight years in the United Kingdom – four years working as an articled clerk while studying for the Institute of Chartered Accountants membership, and the next four years as a manager at a London-based accounting firm. Besides work assignments in Saudi Arabia (8 years) and Bangladesh (3 years), I spent the rest of my career in Karachi.

Photography has been an interest of mine since childhood, even though accountancy is not a field that typically inspires creative pursuits. I remember attending flower shows when very young and being amazed by the glorious colors and harmonious designs. Landscapes have always fascinated me, especially mountainous areas. At first I used my father's old Voigtlander camera, which had a folding bellows. While in England, I purchased a Yashica fixed-lens camera and quickly realized how challenging it was to capture the awe-inspiring beauty I saw with my eyes onto film. Since then, I've been hooked trying to get that elusive quality seen in the works of great photographers.

After graduation, my father gave me a Canon SLR, and later, while in Saudi Arabia, I bought a Nikon F3. I've been a Nikon user ever since, gradually upgrading to digital cameras, starting with a Nikon D200. Now, I've transitioned to mirrorless cameras and currently use a Nikon Z8, which I'm extremely happy with. I still use my older DSLR lenses with an F2Z adapter but am gradually upgrading to Z lenses. Currently, I own three: the Z 14-24/2.8 for landscapes, the Z 180-600/5.6-6.3 for wildlife photography, and the Z 24-120/4.0, which stays on the camera for general photography. My next purchase will likely be the Z 105/2.8 macro lens to replace my old AFS version, as I find the new Z lenses lighter and optically superior, thanks to the larger Z mount.

I mostly focus on landscapes and macro photography, particularly close-ups of flowers. Since joining the Wasatch Camera Club, I've also developed an interest in wildlife photography, especially birds in flight. The Nikon Z8, combined with my new 180-600 lens, has opened up the exciting world of bird photography, and I look forward to improving my skills. Recently, the club's astrophotography outings have also got me excited in exploring that fascinating area of photography.

After emigrating to the US in 2016, my family lived in Florida for three years before moving to Salt Lake City in 2020 to be closer to my two children. Encouraged by my son, I joined the Wasatch Camera Club almost three years ago and have thoroughly enjoyed participating in club outings and activities. Membership has also allowed me to meet wonderful people and make new friends.

– Greg Smith, Board Director & PSA Chair



Competition Recap

January Results – Natural Patterns

Intermediate – First Place



Chebeague Island Spider Web by Gary Oderda

Award	Title	Member
1	<u>Chebeague Island Spider Web</u>	Gary Oderda
2	<u>Rain Forest Tree Top</u>	Pat Partridge
3	<u>Dried Plant</u>	Hiroshi Kamaya
HM	<u>Radiating Lines</u>	Javed Shakoor

[CLICK HERE](#) to view all Competition Submissions

January Results – Natural Patterns (cont.)

Advanced – First Place



Prehistoric by Brent Ovard

Award	Title	Member
1	<u>Prehistoric</u>	Brent Ovard
2	<u>Zebra Stripes</u>	Dana Vilet
3	<u>Lioness in Samburu</u>	Tara Salomone
HM*	<u>Rays of Hope</u>	Jim Thompson
	<u>False Eye</u>	Wendy Ovard

* Two-way tie

January Results – Natural Patterns (cont.)

Masters – First Place



Amber & Spice by Veloy Cook



Celestial Circles by Stephen Clayson

Award	Title	Member
1*	<u>Amber & Spice</u>	Veloy Cook
	<u>Celestial Circles</u>	Stephen Clayson
3	<u>Orion Over Charcoal Kilns</u>	Stephen Clayson
HM*	<u>Veins</u>	Keith Hill
	<u>Rocky Ripples</u>	Stephen Clayson

* Two-way tie

January Results – Open

Intermediate – First Place



Fall Leaves! by Glenn Eurick

Award	Title	Member
1	<u>Fall Leaves!</u>	Glenn Eurick
2	<u>Summer Berries!</u>	Glenn Eurick
3	<u>Bobbysock Tree Yellowstone</u>	Wendy Bradley
HM	<u>Peek A Boo</u>	Tammy Stoner

[CLICK HERE](#) to view all Competition Submissions

January Results – Open (cont.)

Advanced – First Place



The Library by Paul Bradley
People's Choice

Award	Title	Member
1	<u>The Library</u>	Paul Bradley
2*	<u>Caddo Lake Reflection</u>	Brent Ovard
	<u>Crossing Paths</u>	Mary Perry
HM	<u>Survivalist</u>	Jim Thompson

* Two-way tie

January Results – Open (cont.)

Masters – First Place



Its a Butte by Keith Hill

Of Light & Life by Veloy Cook



Award	Title	Member
1*	<u>Its a Butte</u>	Keith Hill
	<u>Of Light & Life</u>	Veloy Cook
3*	<u>Line Up</u>	Lisa Thompson
	<u>At Rest</u>	Lisa Thompson

* Two-way tie

March Results – Humorous

Intermediate – First Place



Crazy Flier by Nancy Thornblad

Award	Title	Member
1	<u>Crazy Flier</u>	Nancy Thornblad
2	<u>Please Stop Yelling</u>	Dawn Griffith
3	<u>Ladder Fell</u>	Tammy Stoner
HM	<u>Cheap Shot</u>	Nancy Thornblad

[CLICK HERE](#) to view all Competition Submissions

March Results – Humorous (cont.)

Advanced – First Place



Violation by Brent Ovard

Award	Title	Member
1	<u>Violation</u>	Brent Ovard
2	<u>Who is who</u>	Viktor Gruber
3*	<u>Got anything for me</u>	Wendy Ovard
	<u>Happy Hippos</u>	Paul Bradley

* Two-way tie

March Results – Humorous (cont.)

Masters – First Place



Something is behind you by Linda Walker

Award	Title	Member
1	<u>Something is behind you.</u>	Linda Walker
2	<u>Hold Still; Almost Done!</u>	Stephen Clayson
3	<u>Not All Breast Disease is Evil</u>	Greg Smith
HM	<u>Should I Call a Foul (question mark)</u>	Dave Argyle

[CLICK HERE](#) to view all Competition Submissions

March Results – Open

Intermediate – First Place



WHAT! by Brian Krause

Award	Title	Member
1	<u>WHAT!</u>	Brian Krause
2	<u>Solstice Sun Tunnel at Sunrise</u>	Dawn Griffith
3	<u>Terrifying look</u>	Hiroshi Kamaya
HM	<u>Peaceful Dormancy</u>	Dawn Griffith

[CLICK HERE](#) to view all Competition Submissions

March Results – Open (cont.)

Advanced – First Place



Midday Micro by Joshua Pompei

Award	Title	Member
1	<u>Midday Macro</u>	Joshua Pompei
2	<u>Arctic Tern Dance</u>	Paul Bradley
3	<u>A Splash of Strawberry</u>	Paul Bradley
HM	<u>Parched Lakebed</u>	Jim Thompson

[CLICK HERE](#) to view all Competition Submissions

March Results – Open (cont.)

Masters – First Place



Horsehead and Flame Nebulae by Stephen Clayson
People's Choice

Award	Title	Member
1	<u>Horsehead and Flame Nebulae</u> (People's Choice)	Stephen Clayson
2*	<u>Guardian of the Night</u>	Stephen Clayson
	<u>Magic at Druid Arch</u>	Paul Baird
HM	<u>Black Beach in Snow</u>	Greg Smith

* Two-way tie

Keep Pushing the Shutter Button

By Jason Cameron, Board Director & Competition Chair & Galleries Manager



We are photographers. We are proficient in our craft and we take it seriously. Our images tell our stories. But we find ourselves in a new world where we're grouped among would-be influencers, pocket-phone-paparazzo and AI sludge and everyone's feeding a hungry algorithm that never gets full. Our meticulous work becomes content; megapixel McNuggets for the masses to scroll, judge, and forget. In a word: consume.

Meanwhile, we fight internal wars; battles of creative doubt and inadequacy that threaten to cripple our inner Ansels. What are we masters-of-light-and-shadow to do? Simple: keep pushing the shutter button. Let me tell you how.

Low "likes" on your photos? Are you showing them to the right audience? Consider that you are the right audience. Keep pushing the shutter button!

Worried that your shots are cliché? Aren't everyone's now-a-days? Not if they serve a specific purpose. Find it. Keep pushing the shutter button!

Feeling jealous of another club member's images? Work to sharpen your unique artistic voice. Don't trade in discouragement. Let's lift the water and raise all of the boats, as the saying goes. Keep pushing the shutter button!

Did you receive harsh criticism for one of your prints? Sometimes the critics are right. Other times, nah. Salvage the good-faith technical advice and disregard the dispirited bias. Just say "thank you" and keep pushing the shutter button!

Found yourself in the field realizing that the light didn't turn out as you and your app predicted? Capture the moment anyway. Reclaim it in post if you can. Tally those 10,000+ hours of experience. Keep pushing the shutter button!

Debating on whether or not to pick up your camera today? Remaining motivated can be tough, but that old fishing saying is true of photography as well: a bad day making images is better than a good day doing just about anything else! No regrets. Keep pushing the shutter button!

Bright golden light and soft shadows, your subject perfectly positioned; you're in the right place at the right time? Pack up and leave before rush hour. Of course I'm joking – keep pushing that shutter button!

Whether we're doing it to rack up "likes", make a living, feed our soul, record history, hone our craft or leave a legacy, no matter the reason, we mustn't let anything discourage us from doing this thing we love to do. Just keep pushing the shutter button.

Step Up and Help Out!

By Lisa Thompson, Board Director & Workshop/Presentation Chair



Think back to why you joined the Wasatch Camera Club. Was it to learn more about the art of photography? Was it to hang out with other photographers? Was it to get your creative juices flowing? We can be a better club when we have ideas from our members. Your input will give the club more breadth and depth.

Here are some ways to inspire your fellow club members:

- ✦ Teach a 15 minute session on photo editing or a photography technique. Anything would be helpful as we have all levels of photographers in our club.
- ✦ Write an article for the newsletter or the website blog. There are many writing options; from the creative to technical. There is a section for creative writing and an accompanying photo. Have you mastered a camera skill or technique that you know others would appreciate? Have you had an experience that you would like to share? Write it down!
- ✦ Present a slide show for members. The show can be a special project, occasion or passion. It can be from a trip, a news event or the flowers in your backyard. Everyone loves a story and we invite you to share yours with fellow club members.
- ✦ Committee leaders are always looking for suggestions and leads. Is there something you would like to dive into more deeply? We are always looking for places to photograph and new perspectives.
- ✦ Help out a committee member. Options include competitions, exhibits, workshops, presentations, overnight trips, and day trips.
- ✦ Plan or lead (or co-lead with a committee member) a workshop, presentation or a field trip.

If you find the idea of sharing a little intimidating, consider how what you do will benefit other members. Everyone has something to offer. We will work within your timeline. We all benefit when we share ideas and efforts.

To participate, contact Lisa at workshops@wasatchcameraclub.com or speak with any board member. Contact information for all board members is on the website and on the last page of the this newsletter. We can't wait to see what you all come up with for ideas!



PSA News

By Greg Smith, Board Director & PSA Chair

PSA Website Update

PSA has recently completed a major overhaul of its website, now available at its new URL:
psaphotoworldwide.org.

Interclub Competition

Round 2 Judging: Completed in mid-March.

Round 3: Now open for submissions through April 10, 2025, via the [PSA Interclub Competition page](#), where you can also find scores, awards, and club standings.

Nature Division

Our group was judged by the Jiahua Elite Photography Association of Canada and had a strong performance, with scores ranging from 9 to 12. This boosted our overall standing from 16th to 9th place. Well done!

- **Dawn Griffith** won a **Merit Award** for *Please Stop Yelling*.
- **Greg Smith** (*Icelandic Reindeer*) and **Tom Moehn** (*Continuing the Fight*) received **Honorable Mentions**.

Out of 22 clubs, only three scored higher, and two others tied us in total points.



Dawn Griffith – Merit Award



Tom Foehn – Honorable Mention



Greg Smith – Honorable Mention

Continued on next page...

PSA News (cont.)

PID-Color Division

This remains the most competitive division in the Interclub Competition, and we faced challenges this round. Judged by the Great New Braunfels Photography Club in Texas, our scores ranged from 8 to 11 out of 15. We dropped from 18th to 22nd place out of 24 clubs and did not receive any awards.

PID-Monochrome Division

Our group was judged by Synergy (UK), which appeared to be more generous in scoring. Our scores ranged from 9 to 14, moving us up from 8th to 6th place out of 18 clubs.

- **Ben Wickham** won a **Merit Award** for *Late Season Kootenai Falls*. Congratulations, Ben!
- Two other images scored a 12 – enough for a Merit Award in Nature but not in this category.

Of the 107 images judged, 15 scored 13 points, while four earned a 14 or a perfect 15



Ben Wickham – Merit Award

Newsletter & Website Contests

One of our recent newsletters will be submitted for review in the News Magazine Division of the upcoming PSA contest. *Exposure* previously won two **First Place** awards and an **Honorable Mention** in past competitions.

Cindy Costa's editorial talents have been recognized by PSA, and she has been invited to serve as a judge for this season's contest.

After a hiatus last year due to major website updates, Jeff Clay and the website subcommittee have been refining the WCC website for submission in this year's contest. We hope to repeat our **First Place** win from 2023!

Continued on next page...

PSA News (cont.)

PSA Speakers Bureau

This database features experienced photographers who provide virtual presentations on a variety of photographic topics, a service launched during the pandemic that continues today.

Nancy Ori's recent presentation, *Creative Cell Phone Photography*, was well received, and we plan to schedule another in the upcoming months. If you have a specific topic you'd like covered, [let Greg know](#).

If you're interested in becoming a speaker, contact [Laurie Friedman, PPSA](#), the Speakers Bureau Director.

2025 PSA Photo Festival

This year's festival will take place in **Portland, Oregon, from September 24 - 27**, with **photo tours from September 22 - 24**.

Attendees will enjoy photographic opportunities, seminars, workshops, and networking with fellow photographers from around the world.

Featured speakers include:

- **Evening Speakers:** Sam Abell, David Akoubian, and Vincent Versace.
- **Daytime Speakers:** Lisa Langell and Moose Peterson – both of whom have previously spoken at our club, plus 4 others.

For more details and registration, visit the [Photo Festival website](#).



Scores, club standings, and links to our entries and all PSA winners may be found on our website's [PSA Interclub Competition page](#). Other PSA news can be found on the WCC website [here](#).

Email psa@wasatchcameraclub.com with questions.



Exhibits

Red Butte Garden – March 7 - April 8

An Exploration of Water



Photo Credit: Brian Krause

The club exhibit at Red Butte Garden opened up with great fanfare! Strong attendance marked the artists' reception on March 8, with many of the photographers on hand to greet guests. Members submitted 157 images to be considered for the juried exhibit. In all, 37 members were selected for the show, which includes a total of 60 images that depict the theme of "Water". The images include scenes of ice, snow, streams, oceans, and many more creative and beautiful photographs on the theme.

The show opened on March 7 and will run through April 8. Note cards, matted prints, and framed prints are all on display and for sale. [CLICK HERE](#) to view images on display.

Have you ever considered entering images for one of the club exhibits? Watch for an article in the next edition of *Exposure* which will provide a guide on what to know, and how to prepare for, participation in an exhibit.



Photo Credit: Claudia O'Grady



Photo Credit: Dawn Griffith



Photo Credit: Dawn Griffith

– Claudia O'Grady, Secretary & Exhibits Chair



Creative Corner

One Picture Story

[CLICK HERE](#) for more One Picture Story submissions.

Sentinel



Under skies bright
I stand upright
Sparse it may rain
Still I remain
Sun hurts me not
Perched crows my lot
Come back next year
I will be here
Unbendable
I Sentinel

Words and image by Jeff Clay

Creative Corner (cont.)

In Focus

[CLICK HERE](#) for more In Focus submissions.

Patience and Persistence Pay Off by Jeff Clay, Board Chair



Photo Credit: Jeff Clay

On the last full day of our recent winter Iceland tour I awoke to a major white-out of a snowstorm. We were in one of my favorite areas of the country, the Snæfellsnes Peninsula, which has some of the most beautiful and iconic sights on that most beautiful and iconic island. It didn't look good for driving. much less sightseeing and photography. Nonetheless, we checked out and hit the road with our intrepid local guide and driver, Sigurður. He tried hard to find us things to see and photograph but at times the visibility could be measured in tens of feet. After a couple hours of this we arrived at the incredibly photogenic (and oft-photographed) waterfall of Kirkjufellsfossar with the pyramidal mountain of Kirkjufell beyond. But we couldn't see the

mountain hiding beneath a white cloak of driving snow, white mist, and low clouds. I was skeptical that any interesting photograph could be had but we gave it a-go.

From the parking lot I trudged through the snow with my camera in my coat and made my way to the waterfall. It really is a set of three main falls emptying into a river that gracefully curves around an outcropping. On clear days the mountain looms impressively in the background. I was first here seven years ago on a cloudy summer day. I waited for about 15 minutes and finally got a bit of sun on the mountain, as seen [here](#). This time in the whipping snow, the shape of the mountain was only hinted at. I thought at the least I would descend to the end of the path and photograph the falls and call it good. Slipping and sliding my way down the path I got to the end and proceeded to shoot bursts of images, with the plan to blend them in post-processing to create the nice blurred effect of falling, flowing water. There was no way I was going to fiddle with a tripod in those conditions. After a minute or two of that I started climbing up the path until I got to approximately where I set up my tripod 7 years before, and lo! The lovely shape of Kirkjufell began appearing out of the gauzy whiteness. The snow was still falling, though not as intensely. After waiting another minute I began shooting hand-held vertical bursts with the intent of creating a panorama. I quickly shot five frames comprised of 10-15 exposure bursts and thought: not ideal, but I think this will work!

Later, in Reykjavik hotel before flying home the next day, I processed the image. Each frame comprised of multiple exposures I stacked, aligned and blended in Photoshop to achieve the water-blurred look I was looking for. Then the five resulting images were photo merged as a panorama in Lightroom. That large image I then brought back into Photoshop for cleanup, to add contrast, and to sharpen. The image above, I think, attests to the values of persistence and patience in photography!



Presentations & Workshops – Recap


January 14 – Creative Cell Phone Photography with Nancy Ori from the PSA Speakers Bureau (Zoom)

On January 14, Nancy Ori, leader of the New Jersey Media Center and a professional photographer for 50 years, gave a video talk on Creative Cellphone Photography as part of the PSA Speakers Bureau.

Smartphones offer several advantages, including their small size, accessibility, and ability to blend in more naturally with crowds compared to a DSLR. Recent technological advancements have begun to narrow the gap in image quality between smartphones and dedicated cameras. However, creating a strong image still requires you to "think it through." Nancy discussed key artistic principles, such as the rule of thirds, controlling exposure, and utilizing complementary colors, diagonal lines, and contrast effectively.

She also demonstrated useful accessories, such as a bracket grip, to improve stability. Nancy advised starting with the phone's native editing tools, then exploring additional software apps that can enhance images with textures and painterly effects, helping to convey mood and emotion. Several beautiful examples were shown during the presentation, including some creative mixed media works derived from a cell phone photograph.

[This session was recorded](#), and members can access it through the Resources tab on the club website. Nancy also provides a handout which includes recommended iOS and Android phone apps. To request a copy, you can email her at nancyori@comcast.net (yes, this adds you to her mailing list, but it's quite harmless).



Screenshot from Zoom presentation

– Greg Smith, Board Director & PSA Chair

[CLICK HERE](#) to view all upcoming Presentations

[CLICK HERE](#) to view all upcoming Workshops

Presentations & Workshops – Recap (cont.)

February 6 – Capturing Milky Way Nightscapes with Royce Bair



Photo Credit: Royce Bair

The Wasatch Camera Club had the pleasure of hearing [Royce Bair](#) present on astro and night sky photography. Royce presented to a full room of more than 40 people, and covered several topics pertinent to astrophotography. He had a great slideshow covering camera settings, equipment, night sky "seasons", and in phone night sky apps. There was a Q & A session after his presentation and the room was full of questions. Royce was incredibly informative and offered an E-Book to those that attended.



Photo Credit: John Ballard

– Dawn Griffith, Board Director & Field Trips Chair

[CLICK HERE](#) to view all upcoming Presentations


[CLICK HERE](#) to view all upcoming Workshops



Presentations & Workshops – Upcoming

April 8 / 6:30pm - 8:30pm

Level Up; Maximize the Potential of Your Image! (SLC Library)



Before

After

Photo editing is an important part of getting the most from an image. A good image does not just happen after you push the shutter button. Learn how to maximize the image and speed up image processing. Editing software can turn a blah image into a compelling story.

There will be four presenters in four sessions of 15 minutes each. The subjects and presenters are:

- **Claudia O’Grady:** walk through general workflow of a landscape image, starting with merging different exposure values to capture full dynamic range. The workflow will demonstrate processes and differences in global edits versus localized adjustments, touching on most of the slider functionality.
- **Jason Cameron:** review color theory using Adobe color, then demonstrate the color grading and color mixing panels in Camera Raw and selective color tools in Photoshop.
- **Greg Smith:** demonstrate regular and adaptive preset options available in Lightroom, and the larger number of options available when using RAW files. Converting an image to black and white and tone processing, with or without presets, will also be shown.
- **Jeff Clay:** demonstrate several ways to process Milky Way night scape images using Lightroom, Photoshop and a couple of other pieces of software to create stunning images.

[CLICK HERE](#) to register for this in person meeting at the SLC Library.

– Lisa Thompson, Board Director & Workshop/Presentation Chair

[CLICK HERE](#) to view all upcoming Presentations

[CLICK HERE](#) to view all upcoming Workshops

Presentations & Workshops – Upcoming (cont.)

July 22 / 6:30pm - 8:00pm – Caddo Lake, Cypress Swamps & Bayous Presentation of Images by David Downs



Join us for a presentation of breathtaking images from Caddo Lake. Cypress swamps and bayou beauty will be the feature of this presentation by [David Downs](#). David is a photographer and educator from Plano, Texas, and will be guiding the club trip to Caddo Lake in November, 2025.

This presentation will feature images from Caddo Lake, one of the largest flooded cypress forests in the U.S. His images highlight spectacular fall color, reflections, swampy fog, water birds, and plenty of mystery.

[CLICK HERE](#) to register for this in-person meeting at the SLC Library.



Photo Credits: David Downs



– Claudia O’Grady, Secretary & Exhibits Chair

[CLICK HERE](#) to view all upcoming Presentations

[CLICK HERE](#) to view all upcoming Workshops



Field Trips – Day – Recaps

January 25 – [Utah Lake Ice](#)



Photo Credit: Chad Parry

With snow blowing sideways in Utah County it seemed an unlikely day for 24 members to attend a photography event. The lighting could have proven to be a show stopper but several members commented how this was an opportunity to shoot something new with a new perspective. We covered the park and went to the newly finished Delta Trail where a beautiful coyote appeared across a field in search of food. There we spotted Bald Eagles, other birds of prey, and landscape options. The ice presented some creative formations, and attendees took creative shots. The day didn't disappoint.

February 1– [Bald Eagle Viewing](#) – Fountain Green & Spring City



Over 20 members and a few of their significant others attended the Bald Eagle field trip. The DWR provided us with a detailed driving map and I also provided an alternate route to follow where eagles have been seen frequently. With all of the intel provided, club members were able to see at least one Bald Eagle along the route. There were also hawks, ospreys, and antelope for photographers and the historic town of Spring City was also nearby. In addition, we had several new members attend both the event and lunch which provided a great opportunity for collaboration and great conversations. It was a spectacular day!

March 8 – [Antelope Island Alphabet Bingo](#)



Twelve members showed up for our Antelope Island Bingo Event. The weather was incredibly beautiful and spirits were high for the entire group. All participants were given a bingo card with alphabet letters scattered throughout the various boxes. The goal was to capture images for each letter and return when card when done. There were 3 winners with creative ideas for each letter on their cards. It was a wonderful time and all said they enjoyed the creative event.

– Dawn Griffith, Board Director & Field Trips Chair


[CLICK HERE](#) to view all upcoming and past Field Trips

Questions: fieldtrips@wasatchcameraclub.com



Field Trips – Overnight – Recap

March 20 - 23 – [Monument Valley](#)



Eighteen members attended our overnight field trip to Monument Valley. The club hired Carl Phillips (www.monumentvalley.com) to provide a Sunrise/Sunset Tour as well as a Hunts Mesa overnight camping trip. Carl and his crew did not disappoint as they not only showed us the best places to photograph while we were there but they also knew how to advise on camera settings and placement to get the shots we were seeking. They shared native heritage, sang native songs around the fire, discussed native traditions and beliefs, shared the history of their families. Carl and his crew also cooked dinner and breakfast for us while we shot sunset and sunrise pictures on top of the mesa.

Hunt's Mesa was a 4x4 adventure not for the faint of heart. It was a 2 hour ride up 1000 feet of rocky incline to get to the top. The photos the group took really don't do it justice and although the ride might have some intensity to it, the crew felt it was incredibly worth it and we loved every minute of it.



Members that attended this overnight trip are encouraged to post their favorite pictures to the [trip gallery](#). Files uploaded MUST follow this naming protocol: LASTNAME_FIRSTNAME_IMAGEITLE.

– Dawn Griffith, Board Director & Field Trips Chair



Field Trips – Overnight – Upcoming

November 16 - 19, 2025 – Cypress Swamps and Bayou Beauty – Caddo Lake – ONLY TWO SPOTS LEFT!



Photo Credit: Benton Downs Photography

By now many of you have seen images of the cypress swamps in Texas. The swampy landscape is universally described as unearthly, ethereal, mysterious, and magical. And of course, stunning. The ghostly cypress trees festooned in autumn colors and garnished with long swaths of Spanish moss are a stark contrast to the arid, but also beautiful, landscapes of Utah.

The club has arranged a members-only trip to the bayou to experience all it has to offer. We've hired David Downs, of [Benton Downs Photography](#), to take us out on the bayou for sunrises and sunsets. We'll use pontoon boats and canoes, as our guides take us deep into the swamps to capture the colors, the mist, and the waterfowl. They'll offer shooting tips as well as processing advice to help you get the most out of the trip. David will also join us in person on July 22, 2025, at the Salt Lake City library for a presentation of his images through Caddo Lake and other beautiful landscapes.

While in Texas, we'll use our day time for venturing into the historic town of Jefferson, which is known as the antique capitol of East Texas. And for those who want more wildlife, particularly birds, wandering through the nearby wildlife refuge will be on the agenda!

There are still **two spots available for the trip**, so if you're looking for some new scenery to photograph, or you want an adventure to put on your calendar, or you're just eager to engage with your fellow club members, now is the time to sign up! Contact Claudia O'Grady, cogrady@xmission.com, for more specific information on how to sign up. You can also visit the [club webpage](#) for details.

– Claudia O'Grady, Secretary & Exhibits Chair

[CLICK HERE](#) to view all upcoming and past Field Trips

Questions: fieldtrips@wasatchcameraclub.com



Shutter Up Socials – Upcoming

Shutter Up Socials are held as Zoom meetings and have provided an opportunity for Wasatch Camera Club members to share up to 6 photos with other members without leaving their homes. Each Social has an assigned theme and each participant shares how and why they took the photo. [CLICK HERE](#) for more information on upcoming Socials.

April 10 / 6:30pm - 8:30pm – Mountains, Meadows and Valleys



Photo Credit: Mary Whitesides

What a pleasure it is to be out in nature with our camera capturing the beauty of a landscape. One of the most satisfying forms of photography is in front of us. Many pictures we take border on art and is a full celebration of form, color, shape. Our next Shutter Up Social will have the theme Mountains, Meadows and Valleys. Select some photos to share online and join us to appreciate the beauty that surrounds us. This will be an online event via Zoom.

[REGISTER HERE](#) to receive the Zoom link.

[CLICK HERE](#) for tips on using Zoom to share your images during Shutter Up Socials.

– Mary Whitesides, Board Director & Social Events Chair

[CLICK HERE](#) to view images from past Shutter Up Socials

Questions: socialevents@wasatchcameraclub.com




Resources



Board Blogs

Lines, Angles, Patterns, Light & Shadow by Jeff Clay



Join Board Chair Jeff Clay as he photographically explores the modern architectural marvel of Los Angeles' The Getty Center. For this outing Jeff uses infrared sensitive cameras and concentrates on using lines and patterns, shadows and light in his compositions.

[CLICK HERE](#) to read Jeff's blog.



Education

There are numerous archived resources and presentations available to view on the WCC website. [CLICK HERE for resources](#), [HERE](#) for presentations and [HERE](#) for workshops.



Mentoring

Under Director John Ballard, the Mentoring Program continues to offer aid and instruction for new and intermediate photographers, provided by club member volunteers. If you are interested in finding a mentor, or want to volunteer your time helping someone improve their image-making and photo-editing skills, send your name and questions to [John](#).



About WCC

Club Information

The Wasatch Camera Club is an all-volunteer organization, governed and run by a Board of Directors. Founded in 1994, the Club operates today as a 501(c)(3) nonprofit organization. The Club provides a rich and enjoyable environment in which to improve your photography skills with activities that support our educational goal. These include workshops, field trips, lectures, exhibits, competitions and one-on-one mentoring. Annual membership fee is \$50. For additional information, go to the [Wasatch Camera Club](https://www.wasatchcameraclub.com) website or email info@wasatchcameraclub.com.

Executive Committee

Jeff Clay	Board Chair	boardchair@wasatchcameraclub.com
John Nellist	Treasurer	treasurer@wasatchcameraclub.com
Claudia O'Grady	Secretary & Exhibits Chair	exhibits@wasatchcameraclub.com

Directors & Committee Members

Jason Cameron	Board Director, Competitions Chair & Galleries Manager	competitions@wasatchcameraclub.com
Dawn Griffith	Board Director & Field Trips Chair	fieldtrips@wasatchcameraclub.com
Lisa Thompson	Board Director & Workshops/ Presentation Chair	workshops@wasatchcameraclub.com
Mary Whitesides	Board Director & Social Events Chair	socialevents@wasatchcameraclub.com
John Ballard	Board Director & Membership/ Mentoring Chair	mentoring@wasatchcameraclub.com
Greg Smith	Board Director & PSA Chair	psa@wasatchcameraclub.com
Cindy Costa	Board Director & Newsletter Editor	newsletters@wasatchcameraclub.com
Linda Dalton	Social Media Coordinator	socialmedia@wasatchcameraclub.com



Newsletter Division



Newsletter Division



Magazine Division

Wasatch Camera Club is a proud member of the Photographic Society of America. For more information on individual memberships to PSA, visit their website at <https://psaphotoworldwide.org/>.

© Wasatch Camera Club, 2025. All images appearing in this newsletter are copyrighted by the maker. Unauthorized use and/or duplication of this material or images/photographs without express and written permission from maker and/or owner is strictly prohibited.